



aksa POWER
GENERATION

**POWER
YOUR
FUTURE**



2021
PRODUCT LINE



KAZANCI HOLDING

INDEX

Introduction	2
Portable Generating Sets	6
Diesel Generating Sets	10
Natural Gas Generating Sets	32
Control Panels & Power Panels	36
Canopies	38
Containers	40
Mobile Lighting Towers	41



Aksa Mahmutbey Factory Istanbul - TURKEY

Aksa China Factory, Changzhou - CHINA



The roots of Kazanci Holding were established in 1950's. Embracing principles of "customer satisfaction and reliance" as its main priority, Kazanci Holding has been one of the leading firms in the Turkish energy market with manufacturing generating sets, natural gas distribution and installation-operation of power plants.

Since its foundation in 1984, being the leading company in the Turkish market; Akxa Power Generation takes place among the top 100 industrial enterprises and exporter firms in Turkey.

In addition, Akxa is rightfully proud of being one of the

leading generating sets manufacturers in the world with the total amount of 40.000 gasoline, diesel and natural gas generating sets ranging from 1 to 3000 kVA manufactured per year in its four production facilities, one of in Istanbul - Turkey and the other genset factories in Changzhou - China and Louisiana - U.S.A.

Today, exporting more than %50 of its production, Akxa Power Generation progresses towards the goal of succes globally. With its 16 international offices, Akxa supplies generating sets all around the world. Akxa Power Generation keeps continually investing in technology to be a pioneer of innovation.

INTERNATIONAL OFFICES OF AKSA POWER GENERATION



Algeria



China



Ghana



Iraq



Indonesia



Kazakhstan



Netherlands



Rusia



Singapore



S.Africa



U.A.E



U.Kingdom



U.S.A



Uzbekistan



Vietnam




Being one of the first natural gas generating sets manufacturers in the world, Akxa also has a quite advantage in synchronization projects and progressively pursues improvements in generating sets with less fuel consumption, lower sound levels, and lower amounts of exhaust emission through its research and development works.

Akxa Rental is established to meet urgent and mobile power needs of its customers and serves internationally with its wide product range and experienced staff both from Istanbul and Dubai head offices. Mentioned organizations below are some of Akxa Rental's references:

Istanbul Conquest Celebrations (2014), Beşiktaş-Liverpool UEFA Cup (2015), Istanbul G20 Summit (2016), IGA Airport construction (2017), Antalya Expo (2017); Harbiye Open Air Concerts (2015-2016-2017);

Akxa Service & Spare Parts company provides around the clock emergency parts and service support for Akxa products. To keep Akxa products in top condition throughout the world, the company is dedicated to offer "the best" to its customers with 110 country-wide authorized dealerships, 300 technical support employees and spare parts stocks in after sales service, assistance and support.





www.akso.com.tr



PORTABLE GENERATING SETS

Portable Generating Sets



AKSA POWER



Portable Generating Sets Specifications

- Compact power units
- Over Head Valve (OHV), 4 Stroke, gasoline fueled engine
- Diesel engine for AAP 4200DE and AAP 8000DE genset
- Oil safety; engine stops when the oil level is low
- Electric Starter is available
- Current output protected by a circuit protector
- AAP 2200i model are inverter generators



Single and Three Phase Generating Sets

Genset Specifications@50Hz, 230V & 400V								Engine 3000 rpm					Dimension & Weight						
Fuel	Model Name	AC Rated Output			DC12V	AC Max Output		Engine			Cylinder		Fuel Consumption	Fuel Tank Capacity	L x W x H	Dry	Noise Level @ db(A) (7m)	Trolley Kit	Canopy
		ISO8528*	Cosφ 0,8	Current	Current	ISO8528*	Phase	HP @3600	Electric Start	Oil Safety	No	Cap.							
		kW	kVA	A	A	kW					mL			L	kg.				
	AAP 1200	0,9	-	3,4	8	1	1	3	X	•	1	98	0,45	7	470 x 380 x 405	26	75	x	x
	AAP 2200i	2	-	8,7	8	2,2	1	3	X	•	1	80	1,3	4,5	499 x 285 x 455	21	70	x	x
	AAP 3500	2,5	-	11	X	2,8	1	6,5	X	•	1	196	1,1	15	610 x 495 x 480	44,5	75	x	x
	AAP 3500E	2,5	-	11	X	2,8	1	6,5	•	•	1	196	1,1	15	610 x 495 x 480	44,5	75	x	x
	AAP 5500	4	-	17,3	X	4,5	1	11	X	•	1	337	1,8	25	680 x 540 x 545	78	73	•	x
	AAP 5500E	4	-	17,3	X	4,5	1	11	•	•	1	337	1,8	25	680 x 540 x 545	83	73	•	x
	AAP 8000E	6	-	26	X	6,5	1	15	•	•	1	419	2,6	30	810 x 540 x 565	98	77	•	x
	AAP 8000E3	6	7,5	10,8	X	6,5	3	15	•	•	1	419	2,7	25	680 x 540 x 545	95	73	•	x
	AB 110ME	8	-	34,8	X	8,8	1	18	•	•	2	570	5	16	910 x 740 x 750	122	82,6	•	x
	AB 110TE	8	10	14,4	X	8,8	3	18	•	•	2	570	5	16	910 x 740 x 750	117	82,6	•	x
	AB 150TE	10,4	13	18,8	X	14,5	3	23	•	•	2	627	6,7	16	910 x 740 x 750	-	-	•	x

Diesel	AAP 4200DE	4,2		18	7	4,5	1	8,6	•	•	1	406	1,5	12,5	970 x 580 x 785	186	74	•	•
	AAP 8000DE	5,5		24	8	6	1	10	•	•	1	499	1,8	12	850 x 530 x 755	175	80	x	•
	AAP 8000DE	6,3		27	8	6,8	1	10	•	•	1	499	2	15	730 x 630 x 735	125	92	•	x
	AAP 8000DE3	6	7,5	16	8	6,5	3	10	•	•	1	499	2,4	15	730 x 490 x 690	135	82	•	x

• [•]Standard, [x]Not Available

* ISO 8528: Ratings are given for 25 °C ambient temperature. Altitude 100m above sea level. Derating, please contact us.

Manufacturer reserves the right to make changes in model, technical specifications, color, equipment and accessories without prior notice.



www.aksa.com.tr



DIESEL GENERATING SETS

Diesel Generating Sets



Standard Open Set Specifications

- CUMMINS 4 cycle, water control, 1500 rpm diesel engine
- Compact power units
- Engine mounted cooling radiator and fan
- Electronic governor control
- Mechanical governor (AC55, AC66)
- Electric Starter & Charge alternator
- Normal duty, dry type air filter
- Single bearing alternator, IP23 enclosure, class H insulation
- Standard voltage 400/230 V A.C., 50 Hz
- Welded steel base frame with A / V mounting
- Fuel tank built in the base frame
- Flexible fuel connection hoses and lube - oil drain valve fitted
- 12 V D.C. battery with cables and rack (AC55 - AC170)
- 24 V D.C. battery set with cables and rack (AC350 - AC500)
- Industrial silencer and steel bellows delivered loose
- Engine jacket water heater
- Manual for use and installation
- Modular silent canopies are available on the whole rang

Three Phase Generating Sets General Specifications

Genset Specifications					Engine Specification							Open Version Genset		Canopy Version Genset		Control Panel
50 Hz., 400 / 230V. ⁽¹⁾					Model	Cylinder				Fuel		Dimension & Weight		Canopy Model	Dry Weight	Model
Model Name	kVA Cosφ 0,8		kW ISO 8528*			Type	Dis.	Bore	Stroke	Consumption %75 Load	Tank Capacity	L. x W. x H.	Dry			
	(1) Standby	(2) Prime	Standby	Prime		No.	L.	mm.	mm.	L. / h.	L.	mm.	kg.			
AC 55	55	50	44	40	S3,8-G6	4L	3,8	97	128	9,5	130	1780 x 950 x 1297	890	AK 30	1160	P 612
AC 66	66	60	52,8	48	S3,8-G7	4L	3,8	97	128	11	240	2150 x 1050 x 1516	1070	AK 40	1320	
AC 110	110	100	88	80	6BTA5,9-G5	6L	5,9	102	120	18	240	2173 x 1050 x 1633	1320	AK 40	1620	
AC 150	150	135	120	108	6BTA5,9G6	6L	5,9	102	120	27	470	2750 x 1300 x 1821	1485	MS 60	2275	
AC 170	170	155	136	124	6BTA5,9G7	6L	5,9	102	120	29	470	2750 x 1300 x 1821	1570	MS 60	2305	
AC 350	350	300	280	240	QSL9-G5	6L	8,8	114	145	46	470	2750 x 1300 x 1939	2665	MS 60	3485	
AC 400	400	360	320	288	NTA 855-G4	6L	14	140	152	57	700	2964 x 1550 x 2141	3190	MS 70	4240	P 732
AC 500	500	455	400	364	QSX 15 G6	6L	15	137	169	74,3	850	3205 x 1550 x 2103	3815	MS 80	4815	

(1) Emergency Standby Power (ESP): Applicable for supplying power to varying electrical load for the duration of power interruption of a reliable utility source ESP is in accordance with ISO 8528. Overload is not allowed.

(2) Prime Power (PRP): Applicable for supplying power to varying electrical load for unlimited hours. 10% overload capability is available for a period

* ISO 8528: Ratings are given for 25 °C ambient temperature. Altitude: 100 m. above sea level. Derating, please contact us or refer to data sheet.

Manufacturer reserves the right to make changes in model, technical specifications, color, equipment and accessories without prior notice.

Diesel Generating Sets



Standard Open Set Specifications

- CUMMINS 4 cycle, water cooled, 1500 rpm diesel engine
- Compact power units
- Engine mounted cooling radiator and fan
- Electronic governor control
- Electric Starter & charge alternator (24 V D.C.)
- Normal duty, dry type air filter
- Single bearing alternator, IP23 enclosure, class H insulation
- Standard voltage 400/230 V A.C., 50 Hz
- Welded steel base frame with A/ V mounting
- Fuel tank built in the base frame between AC 550 and AC 825
- Lube - oil drain hand pump fitted
- 24 V D.C. battery set with cables and rack
- Industrial type silencer and steel bellows delivered loose
- Engine jacket water heater
- Manual for use and installation
- Optional silent enclosure

Three Phase Generating Sets General Specifications

Genset Specifications					Engine Specification							Open Version Genset		Canopy Version Genset		Control Panel
50 Hz., 400 / 230V. ⁽¹⁾					Model	Cylinder				Fuel		Dimension & Weight		Canopy Model	Dry Weight	Model
Model Name	kVA Cosφ 0,8		kW ISO 8528*			Type	Dis.	Bore	Stroke	Consumption %75 Load	Tank Capacity	L. x W. x H.	Dry			
	(1) Standby	(2) Prime	Standby	Prime		No.	L.	mm.	mm.	L. / h.	L.	mm.	kg.			
AC 550	550	500	440	400	QSX 15 G8	6L	15	137	169	78,7	850	3205 x 1550 x 2103	3850	MS 80	4860	P 732
AC 700	700	638	560	510,4	VTA 28 G5	12V	28	140	152	104	1000	3644 x 1550 x 2270	5470	MS 85	7030	
AC 825	825	-	660		VTA 28 G6	12V	28	140	152	133 ⁽³⁾	1000	3742 x 1550 x 2270	5900	MS 85	7640	
AC 880	880	800	704	640	QSK 23 G3	6L	23,15	170	170	121	1100	3950 x 1970 x 2383	5950	AK 90	9100	
AC 1100	1100	1000	880	800	QST 30 G4	12V	30,48	140	165	151	1500	3980 x 1970 x 2383	6770	AK 96	11000	
AC 1100K	1100	1000	880	800	KTA 38 G5	12V	37,8	159	159	161	1500	4366 x 1770 x 2370	8600	AK 96	12250	
AC 1410	1410	1280	1128	1024	KTA 50 G3	16V	50,3	159	159	199	1900	4871 x 1940 x 2405	9900	AK 98	14000	
AC 1650	1650	1400	1320	1120	KTA 50 G8	16V	50,3	159	159	222	1900	5396 x 1950 x 2444	10200	AK 98	15100	
AC 1675	1675	1500	1340	1200	KTA 50 GS8	16V	50,3	159	159	238	1900	5450 x 1950 x 2444	10400	AK 98	15100	
AC 2250	2250	2045	1800	1636	QSK 60 G4	16V	60,2	159	190	291	2200	5706 x 2408 x 3090	15500	AK 99	21100	
AC 2500	2500	2000	2000	1600	QSK 60 G13	16V	60,2	159	190	302	2200	5891 x 2310 x 3085	-	AK 99	-	
AC 2750	2750	2500	2200	2000	QSK60 G22	16V	60,2	159	190	365	2200	-	-	AK 99	-	
AC 3000	3000	2750	2400	2200	QSK 78 G9	18V	77,6	170	190	406	-	-	-	AK 101	-	

(1) Emergency Standby Power (ESP): Applicable for supplying power to varying electrical load for the duration of power interruption of a reliable utility source ESP is in accordance with ISO 8528. Overload is not allowed.
 (2) Prime Power (PRP): Applicable for supplying power to varying electrical load for unlimited hours. 10% overload capability is available for a period of 1 hour with in 12 hour period of operation.
 (3) Fuel consumption according to standby power.

* ISO 8528: Ratings are given for 25 °C ambient temperature. Altitude: 100 m. above sea level. Derating, please contact us or refer to data sheet.
 Manufacturer reserves the right to make changes in model, technical specifications, color, equipment and accessories without prior notice.

Diesel Generating Sets



AKSA POWER DIESEL



Standard Open Set Specifications

- AKSA 4 cycle, water cooled, 1500 rpm diesel engine
- Compact power units
- Engine mounted cooling radiator and fan
- Mechanical governor
- Electric Starter & charge alternator
- Normal duty, dry type air filter
- Single bearing alternator, IP22 enclosure, class H insulation
- Standard voltage 400 /230 V A.C., 50 Hz
- Welded steel base frame with A/V mounting
- Fuel tank built in the base frame
- Flexible fuel connection hoses and lube-oil drain valve fitted
- 12 or 24 V D.C. battery set with cables and rack
- Industrial silencer and steel bellows delivered loose
- Engine jacket water heater
- Manual for use and installation
- Optional silent enclosure

Three Phase Generating Sets General Specifications

Genset Specifications					Engine Specification							Open Version Genset		Canopy Version Genset		Control Panel	
50 Hz., 400 / 230V. ⁽¹⁾					Make	Model	Cylinder				Fuel		Dimension & Weight		Canopy Model	Dry Weight	Model
kVA Cosφ 0,8		kW ISO 8528*					Type	Dis.	Bore	Stroke	Consumption %75 Load	Tank Capacity	L. x W. x H.	Dry			
(1) Standby	(2) Prime	Standby	Prime	No.			L.	mm.	mm.	L. / h.	L.	mm.	kg.	mm.			
APD 13A	12	11	9,6	8,8	Aksa	A3CRX14	3L	1,4	80	90	2,6	32	1400 x 760 x 927	350	1522 x 823 x 1127	470	P 612
APD 17A	17	16	13,6	12,8	Aksa	A4CRX18	4L	1,8	80	90	3,0	32	1400 x 760 x 927	390	1672 x 823 x 1127	520	
APD 25A	25	22	20	17,6	Aksa	A4CRX24	4L	2,545	90	100	4,8	60	1696 x 892 x 933	630	1980 x 950 x 1200	790	
APD 35A	35	32	28	25,6	Aksa	A4CRX25T	4L	2,54	90	100	5,1	60	1696 x 892 x 933	680	1980 x 950 x 1200	810	
APD 44A	44	40	35,2	32	Aksa	A3CRX32T	3L	3,12	105	120	6,5	76	1840 x 892 x 1171	820	2094 x 950 x 1359	940	
APD 55A	55	50	44	40	Aksa	A4CRX47	4L	4,95	108	135	8,3	180	2015 x 950 x 1370	1000	2282 x 1008 x 1532	1170	
APD 75A	75	70	60	56	Aksa	A4CRX46T	4L	4,58	108	125	12,8	180	2015 x 950 x 1370	1080	2282 x 1008 x 1532	1250	

* Power rating according to $\cos\phi=1$

(1) Emergency Standby Power (ESP): Applicable for supplying power to varying electrical load for the duration of power interruption of a reliable utility source ESP is in accordance with ISO 8528. Overload is not allowed.

(2) Prime Power (PRP): Applicable for supplying power to varying electrical load for unlimited hours. 10% overload capability is available for a period

* ISO 8528: Ratings are given for 25 °C ambient temperature. Altitude: 100 m. above sea level. Derating, please contact us.

Manufacturer reserves the right to make changes in model, technical specifications, color, equipment and accessories without prior notice.

Diesel Generating Sets

AKSA POWER DIESEL



Standard Open Set Specifications

- Aksa and Cummins 4 cycle, water cooled, 1500 rpm diesel engine
- Compact power units
- Engine mounted cooling radiator and fan
- Electronic governor control
- Electric Starter & charge alternator
- Normal duty, dry type air filter
- Single bearing alternator, IP22 enclosure, class H insulation
- Standard voltage 400/230 V A.C., 50 Hz
- Welded steel base frame with A/ V mounting
- Fuel tank in the base frame between
- Flexible fuel connection hoses and lub-oil drain valve
- 24 V D.C. battery set with Cables and Rack
- Industrial silencer and steel bellows delivered loose
- Engine jacket water heater
- Manual for use and installation
- Optional silent enclosure

Three Phase Generating Sets General Specifications

Genset Specifications					Engine Specification								Open Version Genset		Canopy Version Genset		Control Panel				
50 Hz., 400 / 230V. ⁽¹⁾					Make	Model	Cylinder				Fuel		Dimension & Weight		Canopy Model	Dry Weight	Model				
kVA Cosφ 0,8		kW ISO 8528*		Type			Dis.	Bore	Stroke	Consumption %75 Load	Tank Capacity	L. x W. x H.	Dry	mm.				kg.	mm.	kg.	Auto
(1) Standby	(2) Prime	Standby	Prime	No.			L.	mm.	mm.	L. / h.	L.	mm.	kg.								
APD 110A	110	100	88	80	Aksa	A4CRX46TI	4L	4,58	110	125	14,5	155	2168 x 1004 x 1390	1120	2390 x 1058 x 1681	1410	P 612				
APD 110C	110	100	88	80	Cummins	6BT5, 9-G2	6L	5,9	102	120	17	180	2578 x 1004 x 1384	1230	2600 x 1058 x 1681	1480					
APD 135A	135	122	108	97	Aksa	A4CRX54TI	4L	5,32	112	135	14,3	195	2348 x 1004 x 1451	1370	2600 x 1058 x 1681	1790					
APD 145C	145	132	116	105,6	Cummins	6BTAA 5,9-G2	6L	5,9	102	120	23	340	2350 x 1080 x 1645	1360	3417 x 1136 x 2022	1780					
APD 165A	165	150	132	120	Aksa	A6CRX65TI	6L	6,49	105	125	19,7	350	2641 x 1100 x 1602	1570	3265 x 1163 x 1858	2070					
APD 200C	200	180	160	144	Cummins	6CTA8,3-G2	6L	8,3	114	135	31	340	2337 x 1080 x 1742	1620	3417 x 1136 x 2022	2140					
APD 200A	200	182	160	145,6	Aksa	A6CRX69TI	6L	6,87	108	125	12,4	350	2641 x 1100 x 1602	1680	3265 x 1163 x 1858	2180					
APD 275C	275	250	220	200	Cummins	6LTA8,9-G2	6L	8,9	114	145	39	470	2750 x 1300 x 1735	2370	3963 x 1356 x 2171	3000		P 732			


(1) Emergency Standby Power (ESP): Applicable for supplying power to varying electrical load for the duration of power interruption of a reliable utility source ESP is in accordance with ISO 8528. Overload is not allowed.

(2) Prime Power (PRP): Applicable for supplying power to varying electrical load for unlimited hours. 10% overload capability is available for a period.

* ISO 8528: Ratings are given for 25 °C ambient temperature. Altitude: 100 m. above sea level. Derating, please contact us.

Manufacturer reserves the right to make changes in model, technical specifications, color, equipment and accessories without prior notice.

Diesel Generating Sets



Standard Open Set Specifications

- PERKINS, 4 cycle, water cooled 1500 rpm diesel engine
- Compact power units
- Engine mounted cooling radiator and fan
- Mechanical or electrical governor
- Electric Starter & Charge alternator
- Normal duty, dry type air filter
- Single bearing alternator, IP23 enclosure, class H insulation
- Standard voltage 400 / 230 V A.C., 50 Hz
- Welded steel base frame with A / V mounting
- Fuel tank built in base frame
- Flexible fuel connection hoses and lube - oil drain valve fitted
- 12 V D.C. battery set with cables and rack
- 24 V D.C. battery set with cables and rack (AP 330 - AP 385)
- Industrial type silencer delivered loose
- Engine jacket water heater
- Manual for use and installation
- Modular silent canopies are available on the whole range

Three Phase Generating Sets General Specifications

Genset Specifications					Engine Specification						Open Version Genset		Canopy Version Genset		Control Panel	
50 Hz., 400 / 230V.					Model	Cylinder				Fuel		Dimension & Weight		Canopy Model	Dry Weight	Model
Model Name	kVA Cosφ 0,8		kW ISO 8528*			Type	Dis.	Bore	Stroke	Consumption %75 Load	Tank Capacity	L. x W. x H.	Dry			
	(1) Standby	(2) Prime	Standby	Prime		No.	L.	mm.	mm.	L. / h.	L.	mm.	kg.			
AP 15	14,5	13	11,6	10,4	403A-15G1	3L	1,5	84	90	2,79	50	1265 x 850 x 1067	425	AK 10	565	P 612
AP 22	22	20	17,6	16	404A-22G1	4L	2,22	84	100	4	38	1271 x 850 x 1091	500	AK 11	625	
AP 33	33	30	26,4	24	1103A-33G	3L	3,3	105	127	5,4	80	1691 x 970 x 1202	-	AK 21	880	
AP 50	50	45	40	36	1103A-33TG1	3L	3,3	105	127	8,2	80	1691 x 970 x 1206	-	AK 21	960	
AP 72	72	66	57,6	52,8	1104A-44TG1	4L	4,4	105	127	11,2	130	1780 x 950 x 1312	910	AK 30	1165	
AP 88	88	80	70,4	64	1104A-44TG2	4L	4,4	105	127	14	240	2150 x 1050 x 1462	1040	AK 40	1380	
AP 110	110	100	88	80	1104C-44TAG2	4L	4,4	105	127	17,1	240	2150 x 1050 x 1462	1120	AK 40	1470	
AP 150	150	135	120	108	1106A-70TG1	6L	7,01	105	135	22,7	340	2300 x 1080 x 1566	?	AK 49	1850	
AP 165	165	150	132	120	1106A-70TAG2	6L	7,01	105	135	24,7	340	2300 x 1080 x 1667	?	AK 49	1975	
AP 200	200	180	160	144	1106A-70TAG3	6L	7,01	105	135	32	340	2300 x 1080 x 1693	-	AK 49	2050	
AP 220	220	200	176	160	1106A-70TAG4	6L	7,01	105	135	34,7	340	2300 x 1080 x 1642	-	AK 49	2220	
AP 275	275	250	220	200	1206A-E70TAG3	6L	8,8	105	135	41,5	470	2750 x 1300 x 1928	-	MS 60	3180	P 732
AP 330	330	300	264	240	1506A-E88TAG5	6L	8,8	122	149	48,2	470	2750 x 1300 x 1804	2385	MS 60	3065	
AP 385	385	350	308	280	2206A-E13TAG2	6L	12,5	130	157	54	850	3205 x 1550 x 2105	-	MS 80	4215	

(1) Emergency Standby Power (ESP): Applicable for supplying power to varying electrical load for the duration of power interruption of a reliable utility source ESP is in accordance with ISO 8528. Overload is not allowed.

(2) Prime Power (PRP): Applicable for supplying power to varying electrical load for unlimited hours. 10% overload capability is available for a period

*ISO 8528: Ratings are given for 25 °C ambient temperature. Altitude: 100 m. above sea level. Derating, please contact us or refer to data sheet.

Manufacturer reserves the right to make changes in model, technical specifications, color, equipment and accessories without prior notice.

Diesel Generating Sets



www.aksa.com.tr

www.aksa.com.tr

Standard Open Set Specifications

- PERKINS, 4 cycle, water cooled 1500 rpm diesel engine
- Compact power units
- Engine mounted cooling radiator and fan
- Electrical governor
- Electric Starter & Charge alternator
- Normal duty, dry type air filter
- Single bearing alternator, IP23 enclosure, class H insulation
- Standard voltage 400 / 230 V A.C., 50 Hz
- Welded steel base frame with A / V mounting
- Fuel tank built in base frame between AP 400 - AP 715
- Flexible fuel connection hoses and lube - oil drain valve fitted
- 24 V D.C. battery set with cables and rack
- Industrial type silencer delivered loose
- Engine jacket water heater
- Manual for use and installation
- Modular silent canopies are available on the whole range

Three Phase Generating Sets General Specifications

Genset Specifications					Engine Specification							Open Version Genset		Canopy Version Genset		Control Panel
50 Hz., 400 / 230V. ⁽¹⁾					Model	Silindir				Yakıt		Dimension & Weight		Canopy Model	Dry Weight	Model
Model	kVA Cosφ 0,8		kW ISO 8528*			Type	Dis.	Bore	Stroke	Consumption %75 Load	Tank Capacity	L. x W. x H.	Dry			
	(1) Standby	(2) Prime	Standby	Prime		No.	L.	mm.	mm.	L. / sa	L.	mm.	kg.			
AP 400	400	350	320	280	2206A-E13TAG2	6L	12,5	130	157	54	850	3205 x 1550 x 2105	-	MS 80	4220	P 732
AP 440	440	400	352	320	2206A-E13TAG3	6L	12,5	130	157	62	850	3205 x 1550 x 2105	3180	MS 80	4260	
AP 450	450	410	360	328	2206A-E13TAG3	6L	12,5	130	157	62	850	3205 x 1550 x 2105	?	MS 80	4400	
AP 500	500	455	400	364	2506A-E15TAG1	6L	15,2	137	171	72	850	3265 x 1550 x 2105	3650	MS 80	4800	
AP 550	550	500	440	400	2506A-E15TAG2	6L	15,2	137	171	76	850	3265 x 1550 x 2105	3880	MS 80	4880	
AP 660	660	600	528	480	2806-E18TAG1A	6L	18,13	145	183	90	1150	3450 x 1800 x 2178	-	MS 86-AP660	5670	
AP 715	715	650	572	520	2806A-E18TAG2	6L	18,13	145	183	97	1150	3450 x 1800 x 2178	4850	MS 86-AP660	5750	
AP 825	825	750	660	600	4006-23TAG2A	6L	22,921	160	190	122	1100	4100 x 1690 x 2273	5250	AK 91	7300	
AP 850	850	770	680	616	2806A-E18TTAG5	6L	18	145	183	118	1100	3580 x 1690 x 2259		AK 91	7350	
AP 880	880	800	704	640	4006-23TAG3A	6L	22,92	160	190	130	1100	4100 x 1690 x 2273	5500	AK 91	7500	
AP 900	900	805	720	644	4006-23TAG3A	6L	22,92	160	190	130	1100	4100 x 1690 x 2273	6250	AK 91	7650	
AP 1000	1000	910	800	728	4008-TAG1A	8L	30,56	160	190	143	1500	4786 x 1973 x 2205	6670	AK 96	10200	
AP 1125	1125	1023	900	818,4	4008-TAG2A	8L	30,56	160	190	162	1500	4786 x 1973 x 2205	6920	AK 96	10350	
AP 1250	1250	1125	1000	900	4008-30TAG3	8L	30,56	160	190	188	1500	4646 x 2148 x 2007	7000	AK 96	11200	
AP 1400	1400	1265	1120	1012	4012-46TWG2A	12V	45,84	160	190	196	1900	4922 x 1897 x 2366	8865	AK 96	11200	
AP 1650	1650	1500	1320	1200	4012-46TAG2A	12V	45,84	160	190	234	1900	4920 x 2120 x 2410	10200	AK 98	14300	
AP 1875	1875	1705	1500	1364	4012-46TAG3A	12V	45,84	160	190	275	2200	5790 x 2220 x 2787	10400	AK 99	-	
AP 2500	2500	2250	2000	1800	4016-61TRG3	16V	61,12	160	190	344	2200	5900 x 2390 x 3020	14000	AK 99	18000	

(1) Emergency Standby Power (ESP): Applicable for supplying power to varying electrical load for the duration of power interruption of a reliable utility source. ESP is in accordance with ISO 8528. Overload is not allowed.

(2) Prime Power (PRP): Applicable for supplying power to varying electrical load for unlimited hours. 10% overload capability is available for a period *ISO 8528: Ratings are given for 25 °C ambient temperature. Altitude: 100 m. above sea level. Derating, please contact us or refer to data sheet.

Manufacturer reserves the right to make changes in model, technical specifications, color, equipment and accessories without prior notice.

Diesel Generating Sets



Standard Open Set Specifications

- DOOSAN 4 cycle, water cooled, 1500 rpm diesel engine
- Compact power units
- Engine mounted cooling radiator and fan
- Electronic governor control
- Electric Starter & charge alternator (24 V D.C.)
- Normal duty, dry type air filter
- Single bearing alternator, IP23 enclosure, class H insulation
- Standard voltage 400 / 230 V A.C., 50 Hz
- Welded steel base frame with A / V mounting
- Fuel tank built in the base frame
- Flexible fuel connection hoses and lube-oil drain valve fitted
- 24 V D.C. battery set with cables and rack
- Industrial silencer and steel bellows delivered loose
- Engine jacket water heater
- Manual for use and installation
- Optional silent enclosure

Three Phase Generating Sets General Specifications

Genset Specifications					Engine Specification							Open Version Genset		Canopy Version Genset		Control Panel
50 Hz., 400 / 230V. ⁽¹⁾					Model	Cylinder				Fuel		Dimension & Weight		Canopy Model	Dry Weight	Model
Model Name	kVA Cosφ 0,8		kW ISO 8528*			Type	Dis.	Bore	Stroke	Consumption %75 Load	Tank Capacity	L. x W. x H.	Dry			
	(1) Standby	(2) Prime	Standby	Prime		No.	L.	mm.	mm.	L. / h.	L.	mm.	kg.			
AD 220	220	200	176	160	P086TI	6L	8,07	111	139	31,7	380	2578 x 1150 x 1845	1830	AK 50	2205	P 732
AD 275	275	250	220	200	P126TI	6L	11,05	123	155	40	470	2881 x 1300 x 1785	2335	MS 60	2985	
AD 330	330	300	264	240	P126TI-II	6L	11,05	123	155	47	470	2881 x 1300 x 1785	2410	MS 60	3100	
AD 410	410	370	328	296	DP126LB	6L	11,05	123	155	57,1	700	2969 x 1550 x 1912	3050	MS 70	3920	
AD 490	485	425	388	340	P158LE	8V	14,6	128	142	65,1	700	2900 x 1550 x 2055	3170	MS 70	4190	
AD 510	510	460	408	368	DP158LC	8V	14,618	128	142	72,9	700	2900 x 1550 x 2064	3190	MS 70	4140	
AD 580	580	525	464	420	DP158LD	8V	14,618	128	142	83,4	700	3016 x 1550 x 2064	3390	MS 70	4240	
AD 630	630	575	504	460	DP180LA	10V	18,273	128	142	94,2	850	3205 x 1550 x 2056	3720	MS 80	4835	
AD 710	710	640	568	512	DP180LB	10V	18,273	128	142	103,8	850	3205 x 1550 x 2056	4000	MS 80	4940	
AD 750	750	680	600	544	DP222LB	12V	21,927	128	142	109,2	1000	3470 x 1550 x 2301	4190	MS 85	5400	
AD 825	825	750	660	600	DP222LC	12V	21,927	128	142	119,1	1000	3470 x 1550 x 2301	4320	MS 85	5535	
AD 1015	1015	915	812	732	DP222CC	12V	21,927	128	142	137	1600	4200 x 2204 x 2257		MS 88		


(1) Emergency Standby Power (ESP): Applicable for supplying power to varying electrical load for the duration of power interruption of a reliable utility source ESP is in accordance with ISO 8528. Overload is not allowed.

(2) Prime Power (PRP): Applicable for supplying power to varying electrical load for unlimited hours. 10% overload capability is available for a period

*ISO 8528: Ratings are given for 25 °C ambient temperature. Altitude: 100 m. above sea level. Derating, please contact us or refer to data sheet.

Manufacturer reserves the right to make changes in model, technical specifications, color, equipment and accessories without prior notice.

Diesel Generating Sets



**VOLVO
PENTA**



Standard Open Set Specifications

- VOLVO 4 cycle, water cooled, 1500 rpm diesel engine
- Compact power units
- Engine mounted cooling radiator and fan
- Electronic governor control
- Electric Starter & charge alternator (24 V D.C.)
- Normal duty, dry type air filter
- Single bearing alternator, IP23 enclosure, class H insulation
- Standard voltage 400 / 230 V A.C., 50 Hz
- Welded steel base frame with A / V mounting
- Fuel tank built in the base frame
- Flexible fuel connection hoses and lube-oil drain valve fitted
- 24 V D.C. battery set with cables and rack
- Industrial silencer and steel bellows delivered loose
- Engine jacket water heater
- Manual for use and installation
- Optional silent enclosure

Three Phase Generating Sets General Specifications

Genset Specifications					Engine Specification							Open Version Genset		Canopy Version Genset		Control Panel
50 Hz., 400 / 230V. ⁽¹⁾					Model	Cylinder				Fuel		Dimension & Weight		Canopy Model	Dry Weight	Model
Model Name	kVA Cosφ 0,8		kW ISO 8528*			Type	Dis.	Bore	Stroke	Consumption %75 Load	Tank Capacity	L. x W. x H.	Dry			
	(1) Standby	(2) Prime	Standby	Prime		No.	L.	mm.	mm.	L. / h.	L.	mm.	kg.	kg.	Auto	
AVP 275	275	250	220	200	TAD734GE	6L	7,15	108	130	43,5	470	2750 x 1300 x 1777	2355	MS 60	2885	P 732
AVP 350	350	320	280	256	TAD1341GE	6L	12,78	131	158	48,3	700	2900 x 1550 x 1923	2940	MS 70	3970	
AVP 385	385	350	308	280	TAD1342GE	6L	12,78	131	158	53,3	700	2900 x 1550 x 1923	2990	MS 70	3980	
AVP 415	415	380	332	304	TAD 1343GE	6L	12,78	131	158	57	700	2953 x 1550 x 1923	3190	MS 70	4080	
AVP 450	450	410	360	328	TAD 1344GE	6L	12,78	131	158	63,3	700	2934 x 1550 x 1923	3210	MS 70	4240	
AVP 505	505	455	404	364	TAD 1345GE	6L	12,78	131	158	69,2	700	2934 x 1550 x 1923	3240	MS 70	4245	
AVP 550	550	500	440	400	TAD1641GE	6L	16,12	144	165	76,3	850	3341 x 1550 x 2196	3240	MS 80	4660	
AVP 660	660	600	528	480	TAD1642GE	6L	16,12	144	165	88,4	850	3341 x 1550 x 2196	3250	MS 80	4970	
AVP 700	700	636	560	508,8	TWD1643GE	6L	16,12	144	165	95,6	1000	3537 x 1550 x 2253	4315	MS 85	5910	
AVP 770	770	700	616	560	TWD1645GE	6L	16,12	144	165	106,5	1000	3470 x 1550 x 2225	4550	MS 85	5800	


(1) Emergency Standby Power (ESP): Applicable for supplying power to varying electrical load for the duration of power interruption of a reliable utility source ESP is in accordance with ISO 8528. Overload is not allowed.

(2) Prime Power (PRP): Applicable for supplying power to varying electrical load for unlimited hours. 10% overload capability is available for a period

*ISO 8528: Ratings are given for 25 °C ambient temperature. Altitude: 100 m. above sea level. Derating, please contact us or refer to data sheet.

Manufacturer reserves the right to make changes in model, technical specifications, color, equipment and accessories without prior notice.

Diesel Generating Sets



Standard Open Set Specifications

- MITSUBISHI 4 cycle, water cooled, 1500 rpm diesel engine
- Compact power units
- Engine mounted cooling radiator and fan
- Electronic governor control
- Electric Starter & charge alternator (24 V D.C.)
- Normal duty, dry type air filter
- Single bearing alternator, IP23 enclosure, class H insulation
- Standard voltage 400 / 230 V A.C., 50 Hz
- Welded steel base frame with A / V mounting
- Fuel tank built in the base frame
- Flexible fuel connection hoses and lube-oil drain valve fitted
- 24 V D.C. battery set with cables and rack
- Industrial silencer and steel bellows delivered loose
- Engine jacket water heater
- Manual for use and installation
- Optional silent enclosure

Three Phase Generating Sets General Specifications

Genset Specifications					Engine Specification							Open Version Genset		Canopy Version Genset		Control Panel
50 Hz., 400 / 230V. ⁽¹⁾					Model	Cylinder				Fuel		Dimension & Weight		Canopy Model	Dry Weight	Model
kVA Cosφ 0,8		kW ISO 8528*		Type		Dis.	Bore	Stroke	Consumption %75 Load	Tank Capacity	L. x W. x H.	Dry				
(1) Standby	(2) Prime	Standby	Prime	No.		L.	mm.	mm.	L. / h.	L.	mm.	kg.				
APD 1425M	1425	1290	1140	1032	S12R-PTA	12V	49	170	180	204,7	1900	4390 x 2040 x 2217	9300	AK96	13580	P 732
APD 1650M	1650	1500	1320	1200	S12R-PTAA2	12V	49	170	180	234,2	2200	4980 x 2192 x 3022	11400	AK99	15450	
APD 1915M	1915	1750	1532	1400	S16R-PTA	16V	65,37	170	180	260,9	2200	5148 x 2245 x 2545	13850	AK99	17700	
APD 2100M	2100	1875	1680	1500	S16R-PTA2	16V	65,37	170	180	305,1	2200	5218 x 2245 x 2608	13100	AK99	18350	
APD 2250M	2250	2000	1800	1600	S16R-PTAA2	16V	65,37	170	180	313,1	2200	5700 x 2192 x 3390	14200	AK99	19000	
APD 2500M	2500	2250	2000	1800	S16R2-PTAW	16V	79,9	170	220	362	2200	6146 x 2380 x 3392	14700	AK100	21420	
APD 2750M	2750	2000	2200	2000	S16R2-PTAW-E	16V	79,9	170	220	388,2	-	6265 x 2420 x 3251	-	TBD	-	


(1) Emergency Standby Power (ESP): Applicable for supplying power to varying electrical load for the duration of power interruption of a reliable utility source. ESP is in accordance with ISO 8528. Overload is not allowed.

(2) Prime Power (PRP): Applicable for supplying power to varying electrical load for unlimited hours. 10% overload capability is available for a period

*ISO 8528: Ratings are given for 25 °C ambient temperature. Altitude: 100 m. above sea level. Derating, please contact us or refer to data sheet.

Manufacturer reserves the right to make changes in model, technical specifications, color, equipment and accessories without prior notice.

Diesel Generating Sets



Standard Open Set Specifications

- JOHN DEERE 4 cycle, water cooled, 1500 rpm diesel engine
- Compact power units
- Engine mounted cooling radiator and fan
- Mechanical governor
- Electronic governor (AJD 275)
- Electric Starter & Charge alternator
- Normal duty, dry type air filter
- Single bearing alternator, IP23 enclosure, class H insulation
- Standard voltage 400 / 230 V A.C., 50 Hz
- Welded steel base frame with A / V mounting
- Fuel tank built in the base frame
- Flexible fuel connection hoses and lube-oil drain valve fitted
- 12 V D.C. battery with Cables and Rack
- Industrial silencer and steel bellows delivered loose
- Engine jacket water heater
- Manual for use and installation
- Modular silent canopies are available on the whole range

Three Phase Generating Sets General Specifications

Genset Specifications					Engine Specification						Open Version Genset		Canopy Version Genset		Control Panel	
50 Hz., 400 / 230V. ⁽¹⁾					Model	Cylinder				Fuel		Dimension & Weight		Canopy Model	Dry Weight	Model
Model Name	kVA Cosφ 0,8		kW ISO 8528*			Type	Dis.	Bore	Stroke	Consumption %75 Load	Tank Capacity	L. x W. x H.	Dry			
	(2) Standby	(3) Prime	Standby	Prime		No.	L.	mm.	mm.	L. / h.	L.	mm.	kg.			
AJD 33	33	28	26,4	22,4	3029DFG20	3L	2,9	106	110	5,5	70	1490 x 900 x 1217	-	AK 20	-	P 612
AJD 44	44	40	35,2	32	3029TFG20	3L	2,9	106	110	7,6	130	1780 x 950 x 1258	-	AK 30	1080	
AJD 66	66	60	52,8	48	3029HFG20	3L	2,9	106	110	10,7	130	1780 x 950 x 1350	-	AK 30	-	
AJD 75	75	68	60	54,4	4045 TF	4L	4,5	106	127	12,2	240	2150 x 1050 x 1519	1100	AK 40	1500	
AJD 88	88	81	70,4	64,8	4045TFG20	4L	4,5	106	127	15,2	240	2150 x 1050 x 1534	-	AK 40	-	
AJD 110	110	100	88	80	4045 H	4L	4,5	106	127	19,4	240	2150 x 1050 x 1520	1220	AK 40	1570	
AJD 132	132	120	105,6	96	6068 T	6L	6,8	106	127	20,2	340	2300 x 1080 x 1618		AK 49		
AJD 170	170	155	136	124	6068 H-155	6L	6,8	106	127	26,2	340	2399 x 1080 x 1657	1540	AK 49	1960	
AJD 200	200	180	160	144	6068 H-183	6L	6,8	106	127	31,3	340	2399 x 1080 x 1657	1650	AK 49	2050	
AJD 220	200	200			6068 H	6L	6,8	106	127	35,2	340	2300 x 1080 x 1753		AK49		
AJD 275	275	250	220	200	6068 HFG 55	6L	6,8	106	127	40,4	470	2750 x 1300 x 1728	2055	MS 60	2735	P 732

(1) Emergency Standby Power (ESP): Applicable for supplying power to varying electrical load for the duration of power interruption of a reliable utility source ESP is in accordance with ISO 8528. Overload is not allowed.

(2) Prime Power (PRP): Applicable for supplying power to varying electrical load for unlimited hours. 10% overload capability is available for a period of 1 hour with in 12 hour period of operation.

* ISO 8528: Ratings are given for 25 °C ambient temperature. Altitude: 100 m. above sea level. Derating, please contact us or refer to data sheet.

Manufacturer reserves the right to make changes in model, technical specifications, color, equipment and accessories without prior notice.



www.aksa.com.tr



NATURAL GAS GENERATING SETS

Natural Gas Generating Sets



Generating Sets

40 kVA - 428 kVA

Standard Open Set Specifications

- GM, LOVOL, DOOSAN, 4 cycle, water cooled, 1500 rpm
BS air cooled, 3000 rpm, natural gas engine
- Compact power units
- Engine mounted cooling radiator and fan
- Electronic governor control,
BS mechanic governor control
- Electric Starter & charge alternator
- Normal duty, dry type air filter
- Single bearing alternator, IP23 enclosure,
class H insulation.
- Standard voltage 400 / 230 V A.C., 50 Hz
- Welded steel base frame with A / V mounting
- Flexible gas connection hoses and lube - oil drain valve fitted
- 12 V D.C. battery with cables and rack
- 24 V D.C. battery with cables and rack for ADG series
- Industrial silencer and steel bellows delivered loose
- Engine jacket water heater (excluding BS)
- Manual for use and installation
- Optional silent enclosure

Three Phase Generating Sets General Specifications

Genset Specifications						Engine Specification					Open Version Genset		Canopy Version Genset		Control Panel				
50 Hz., 400 / 230V.						Model	Cylinder				Consumption @prime Load N m ³ /h	Dimension & Weight		L x W x H	Dry Weight kg.	Model			
Model Name	Model	kVA Cosφ 0,8		kW ISO 8528*			Typ. No.	Dis. L.	Bore mm.	Stroke mm.		L x W x H mm.	Dry kg.				L x W x H	Dry Weight kg.	Model
		(1) Standby	(2) Prime	Standby	Prime														
BS	ABG 17	16,5	15	13,2	12	993CC	2V	0,993	85,5	86,5	6,8	-	-	1440 x 672 x 780					
	AGM 62	62	56	49,6	44,8	GM 5.7L	8V	5,7	101,6	88,39	13,3	1832 x 950 x 1165	820	2470 x 1010x 1421	1040				
PSI	APG 80	80	72,5	64	58	8,8L	8V	8,8	110,49	114,3	17,3	2150 x 1050 x 1543	1120	3100 x 1113 x 1641	1300	P 612			
	APG 100	100	90	80	72	8,8L	8V	8,8	110,49	114,3	21,4	2150 x 1050 x 1543	-	3100 x 1113 x 1641	1410				
LOVOL	ALG 33	33	30	26,4	24	1004NG	4L	3,99	100	127	11,4	1780 x 950 x 1190	-	2470 x 1010 x 1451	1020				
	ALG 45	45	41	36	32,8	1006NG	6L	5,99	100	127	17	2150 x 1050 x 1321	-	3100 x 1113 x 1641	1270				
DOOSAN / PSI	ADG 158	158	143	126,4	114,4	GE08TI	6L	8,07	111	139	31,8	2860x 1300 x 1773	1800	3960 x 1356 x 2085	2450				
	ADG 210	210	190	168	152	GE12TI	6L	11,05	123	155	43,4	2860x 1300 x 1777	2320	3960 x 1356 x 2085	2900				
	ADG 275	275	250	220	200	GV158TI	8V	14,62	128	142	58,4	3430x 1550 x 2002	2950	4460 x 1606 x 2417	4200	P 732			
	ADG 350	350	320	280	256	GV180TI	10V	18,27	128	142	74,7	3735x 1550 x 2045	3400	4810 x 1606 x 2484	4765				
	ADG 415	415	375	332	300	GV222TI	12V	21,93	128	142	95,2	3580 x 1800 x 2042	4150	5410 x 1864 x 2504	5670				

(1) Emergency Standby Power (ESP): Applicable for supplying power to varying electrical load for the duration of power interruption of a reliable utility source ESP is in accordance with ISO 8528. Overload is not allowed.

(2) Prime Power (PRP): Applicable for supplying power to varying electrical load for unlimited hours. 10% overload capability is available for a period * ISO 8528: Ratings are given for 25 °C ambient temperature. Altitude: 100 m. above sea level. Derating, please contact us or refer to data sheet.

Manufacturer reserves the right to make changes in model, technical specifications, color, equipment and accessories without prior notice.

	Main Features	Panel Models	
		P 732	P 612
Operation	Control with	DSE7320 MKII	DSE 6120 MKIII
	Modes: Stop/Auto/Manual/Test/Start	•	•
	LCD display Scroll push-button	•	•
	Eventlog push button	250	100
	Menu navigation buttons	•	•
	Transfer to mains button	•	•
	Transfer to generator button	•	•
Emergency stop push-button	•	•	
Genset Instruments	3 Phase voltage UV, VW, WU	•	•
	Neutral NU, NV, NW	•	•
	3 Phase current U, V, W	•	•
	Frequency	•	•
	Total kVA	•	•
	Total kW	•	•
	Power factor Cosφ	•	•
	kVAh	•	•
	kWh, kVAh, kVArh	•	•
	Phase sequence	•	x
	Earth current	◦	x
Mains Instruments	3 Phase voltage L1L2, L2 L3, L3L1	•	•
	Neutral NL1, NL2, NL3	•	•
	Frequency	•	•
Engine Instruments	Oil pressure	•	•
	Coolant temperature	•	•
	Run time	•	•
	Speed in RPM	•	•
	Battery voltage	•	•
	Fuel Level	◦	◦
	Engine maintenance due	•	•
Engine Shut Down Protection	Low oil pressure	•	•
	High engine temperature	•	•
	Under / Over speed	•	•
	Low water level	•	◦
	Fail to start	•	•
	Stop failure	•	•
	Emergency stop	•	•
Oil pressure sensor open	•	•	
Engine Pre-alarms Warning	Charge fail	•	•
	Low oil pressure	•	•
	High engine temperature	•	•
	Low engine temperature	•	•
	Low/ High battery volts	•	•
	Under speed	•	•
Low fuel level	◦	◦	
Alternator Shut Down Protection	Under / Over volt	•	•
	Under / Over frequency	•	•
	Over current	•	•
	kW over load	•	•
	Unbalanced Load	•	x
	Negative phase sequence	•	x
	Earth fault	◦	x
	Phase rotation	•	x
Short circuit	◦	◦	
Alternator Pre-alarms	Under / Over volt	•	•
	Under / Over frequency	•	•
	kW over load	•	◦
	Negative phase sequence	•	x
Mains Failure	Under / Over volt	•	•
	Under / Over frequency	•	•
	Out of limit	•	•
Auto	ATS change - over control	•	•
	Remote start	•	•
Miscellaneous	Static battery charger	•	•
	Water preheating control	•	•
	Alarm buzzer	◦	x
	RS 232 communication	•	x
	RS 485 communication	•	x


DSE 6120

DSE 7320


Transfer Switches

Automatic “Mains / Standby Changeover Switches for Load Transfer

General Technical Specifications

Aksa Supplies a full range Mains - Standby changeover Switches.

A substantial sheet steel enclosure with full width hinged and lockable access door housing the following equipment:

- Twin three pole or four pole electrically interlocked mains / standby changeover contactors or for application where high current rating (above 900 amperes) has to be switched motorized circuit breakers.
- Mains / alternator / load connections or cooper bar
- Control cabling terminal block and protection fuses
- Bottom cable entry



	25A-125A	135A-165A	200A-275A	300A-500A	600A-1050A	1050A-1600A	2000A-4000A*
3 poles	•	•	•	•	•	•	•
380 / 400 V. (3 phase)	•	•	•	•	•	•	•
Changeover by contactor	•	•	•	•	•	X	X
Changeover by motorised CB	X	X	X	X	X	•	•
Terminals	•	X	X	X	X	X	X
Copper Bar	•**	•	•	•	•	•	•
Width (mm.)	450	650	650	750	615	615	800
Height (mm.)	450	500	500	600	1600-1700	1600-1700	2050
Depth (mm.)	165	330	330	370	630	630	800
Wall Mounting Panel IP42	•	•	•	•	X	X	X
Floor Standing Panel IP42	X	X	X	X	•	•	•

* Depending to total group power, It can be multiple use of 3

** 70A and above

Silent Power Canopies



AK 10 - 20 - 30



AK 40 - 50



MS 60 - 70



MS 80 - 88



AK 90 - 96 - 98



AK 99 - 100





General Specifications of Silent Type Enclosure

For; From AK 10 - 50 and MS 60 - 88 Models

- Modular design.
- Soundproofed canopy kit.
- Anti - corrosion powder coated phosphate priming.
- Colour black / yellow (RAL 9005 / RAL 1003).
- Insulated with acoustic foam lining.
- Two and four point lifting capability for full weight.
- Heat shield protection.
- Lockable doors with key.
- Protective mesh for rotating parts.
- Exterior emergency stop push button.
- Residential silencer inside canopy.
- Thermally insulated engine exhaust system.
- Doors on each side.
- Panel window.
- Access to radiator filling or cap.
- Oil drains and breather (sump) extended outside canopy
- On road trailer for soundproofed canopy is available.
- Aksa makes its generating sets' noise level tests in accordance with directive 2000/14/EC validation of the noise level test has been approved by the notified body Szutest.
- MS 80, 85, 88 lifting hooks should be removed during transportation for 40 Ft high cube container

For; From AK90 to AK99 Models

- Modular design.
- Require a concrete pad.
- Model AK 99 enclosure is drop over style.
- Body made from steel components treated with polyester powder coating.
- Acoustic fire retardant foam is covered inside the enclosure.
- Easy access to all service points and integrated ladder.
- The enclosure have four lifting points.
- Cooling fan and battery charging alternator guarded.
- Control panel viewing window in a lockable access door.
- Colour black / yellow (RAL 9005 / RAL 1003).
- Sump oil draining manual pump.
- Breather (sump) extended outside the enclosure.
- Enclosure floor is covered with chequered aluminium plates (AK90-AK98)

Canopy Model		AK 10	AK 11	AK 20	AK 21	AK 30	AK 40	AK 49	AK 50	MS 60	MS 70
Length	mm.	1850	1955	2100	2096	2466	3100	3402	3402	3960	4460
Width	mm.	910	910	960	1030	1010	1113	1147	1217	1356	1606
Height	mm.	1181	1171	1441	1290	1553	1811	2032	2032	2167	2547
Fuel Tank	L.	50	38	70	80	130	240	340	380	470	700

Canopy Model		MS 80	MS 85	MS 86	MS88 - AD1015	AK 90	AK 91	AK 96	AK 98	AK 99	AK 100
Length	mm.	4810	5297	5410	5513	6500	5920	7500	9000	9000	9633
Width	mm.	1606	1606	1864	2260	2200	2200	2300	2270	2800	2800
Height	mm.	2615	2656	2654	2655	2353	2353/ 3328	2500	2500 / 3170	3300 / 4800	3300 / 4700
Fuel Tank	L.	850	1000	1300	1600	1100	1500	1500	1900	2200	-



General Specifications of Silent Type CONTAINER

- Four sizes are available: 20, 30, 40 feet High Cube containers.
- Sandwich mineral wool attenuation for wall and ceiling.
- Ribbed aluminium sheet internal floor.
- Large lockable doors.
- Acoustic baffles for the air inlet and outlet.
- 1250 litres and 2000 litres fuel tank with retention bund.
- Residential silencer with stainless steel flexible bellows.
- Ceiling mounted fluorescent light fittings.
- White paint finishing (RAL 9010).



Enclosures Model		SC20	SC30	SCH30	SC40	SCH40
Length	mm.	6060	9130	9130	12200	12200
Width	mm.	2440	2440	2440	2440	2440
Height	mm.	2591	2600	2800	2600	2800
Fuel Tank	L.		2000	2000	2000	2000

Lighting Towers

Mobile Lighting Tower ALT 12D - ALT 16D

Features

- 7 meter hand operated
- 1500 rpm diesel engine
- Quite operation
- Manuel winch system
- Simple one-staff operation
- Generating set can be disassembled

Everywhere

- Buildings sites
- Road and railway areas
- Pipe-Line areas
- Civil defense

Generating Set

- 1500 rpm, water cooled diesel engine
- Electrical start
- Dry type air cleaner
- Quite, canopy
- 12 V. maintenance-free battery
- Key start panel with engine protection
- Three phase, 400 V/230 V, 50 Hz alternator and output switch
- APD 12 (10,5 kVA) - APD 16 (14,5 kVA) prime power generator

Mast

- 7 meters, 3 section
- Manuel winch system
- Simple one-staff operation
- Double winch system for raising and tittling

Flood Lights

- 4 x 500 or 4 x 1000 watts halide lamps
- Non corrosive aluminium housing
- Against rain and moisture glass and seals

Canopy

- Sound proof canopy with compact design
- Sheet metal parts are painted with electrostatic powder paint canopy
- Easy installation and operation
- Look at the operation in the transparent window



Dimensions and Weights

- Height - Trailer with : 4350 mm
- Width - Trailer with : 1430 mm
- Height : 1900 mm

Trailer

- Single axle, torsion bar suspension
- 50 mm. towing eye
- 13" wheels (175 / 70 R13)
- Against corrosive painted chassis
- Trailer with lack lift

ALT 4200D Mobile Diesel Generating Set with Lighting Tower

Features

- 7 meter telescopic mast
- Portable, compact diesel generating set
- The electrical start diesel engine
- Quite operation
- Simple one-staff operation
- 3 x 1000 watt halogen or metal halide lamps
- Demontables generating set group

Generating Set

- 3000 rpm, air cooled diesel engine.
- Electrical start
- Quite, canopy
- Generating set output jack
- Dry type air cleaner
- 12 V. maintenance-free battery
- Generating set starter panel
- Single phase, 230 V, 50 Hz alternator

Mast

- 3 meter, 7 section
- Manuel winch system
- Simple one-staff operation
- Double winch system for raising and titling

Flood Lights

- 3 x 1000 watts metal halide lamps.
- Non - corrosive, - cast aluminum husing
- Silicone gaskets for moisture protection, IP 65 class

Canopy

- Sound proof canopy with compact design
- 12 hours run capacity fuel tank

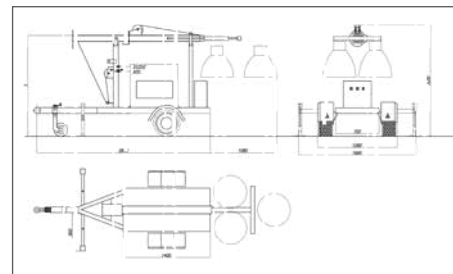
Trailer

- Single axle, torsion bar suspension
- 50mm. tower eye
- 13" wheels (175 / 70 R13)
- Against corrosive painted chassis
- Trailer with lack lift
- On both sides, can be opened sideways, folding, telescopic stabilizer feet



Dimensions and Weights

- Lenght (with trailer) : 3950 mm
- Width (with trailer) : 1280 mm
- Height : 1810 mm
- Width (telescopic feet open) : 1900 mm



POWER YOUR FUTURE!

Pour protéger votre entreprise et votre maison des coupures d'électricités qui se traduisent par la perte de production et de commodité, choisissez **Aksa**, leader incontesté du marché de groupe électrogène en Turquie et à l'échelle internationale. Avec ses services 24/7, **Aksa** fournit le maximum de satisfaction de sa clientèle et est un acteur mondial de groupe électrogène avec une vente dans plus de 160 pays sur les 5 continents. Se procurer un groupe électrogène **Aksa**, c'est s'assurer de vivre une expérience sans problème tout au long de votre vie.



www.akso.com.tr


















akso POWER GENERATION

Continuer votre vie sans interruption!

Akso est membre de  KAZANCI HOLDING

Branch Offices & Warehouses

	ALGERIA EURL AKSA Générateurs Algérie Zone Industrielle Qued Smar, Lot No:55, Harrach CP:16270 Alger / Algeria T : +213 (0) 555 01 27 00 - 04 e-mail: contact@aksa-dz.com		CHINA Aksa Power Generation Co. Ltd. No.19 Tongjiang North Road, New District, Changzhou / China T : + 86 (0) 519 851 50 205 e-mail: sales@akspowergen.com		GHANA Aksa Power Generation (Gana) PT MC.4 Tema Motorway Industrial Area Extension off Spintex RD, Accra / Ghana T : +233 206 99 88 00 e-mail: info@aksaghana.com
	IRAQ Aksa Power Generation (Iraq) English Village House No:353 Arbil / Iraq T : + 964 (0) 770 761 12 20 e-mail: export@aksa.com.tr		INDONESIA Menara palma Lantai 3 unit 3-03 jalan HR Rasuna Said Blok X2 Kav.6 Kelurahan Kuningan Timur Kecamatan Setabudi Jakarta Selatan, Jakarta, INDONESIA Tel: 021 579 57 590 e-mail: info@aksaindonesia.co.id		KAZAKHISTAN Aksa Kazakhstan 89a, Suynbai ave., Almaty / Kazakhstan T : +7 727 338 48 47 e-mail : info@aksakz.kz
	NETHERLANDS Merwedestraat 48P 3313CS, Dordrecht / Netherlands' T : +31 (0) 78-204 9129 e-mail : sales@aksaeurope.com		RUSIA Aksa Russia 119530, Moscow Ochakovskoe Highway, 34, BC 'WEST PARK', Office A308/3 Russia T : +7 495 710 88 62 e-mail : info@aksarussia.ru		SINGAPORE Aksa Far East[Pte.] Ltd. 94 Tuas Avenue 11 639103 Singapore T : + 65 6863 2832 e-mail: aksafe@aksafareast.com.sg
	S.AFRICA Aksa Power Generation (South Africa) 109 Roan Crescent, Corporate Park North, Randjespark, Midrand Johannesburg / South Africa T : +27 60 774 64 88 e-mail : info@aksa.co.za		U.A.E. Power Generation FZE PLOT NO: S20128 Jebel Ali Free Zone, Po Box:18167 Dubai / UAE T : + 971 4 880 91 40 e-mail: sales@aksa.ae		U.KINGDOM Aksa International (UK) Ltd Unit 6, Pine Court Walker Road, Bardon Hill Coalville Leicestershire, LE67 ISZ U.Kingdom T : + 44 (0) 1530 837 472 e-mail: info@aksauk.com
	U.S.A. Aksa USA 371 Exchange Street West Monroe, LA 71292 T : +1 318 855 83 77 e-mail: sales@aksausa.com		UZBEKISTAN Aksa Uzbekistan 18/1, Oybek str., Mirobod distr., Tashkent, Uzbekistan T : +998 78 150 27 47 e-mail: info@aksa.uz		VIETNAM Aksa Vietnam 90 V6 Thi Sáu St., Tan Dinh Ward, District 1, Hochiminh City, Vietnam T : +848 391 47 014 e-mail: vietnam@akspowergen.com

Factory

	TURKEY Taşocağı Yolu No:22 Mahmutbey Bağcılar / ISTANBUL T : +90 212 446 43 01 F : +90 212 446 43 00 e-mail: aksa@aksa.com.tr		CHINA No.19 Tongjiang North Road, New District, Changzhou / China T : + 86 (0) 519 856 01 250 F : + 86 (0) 519 851 50 132 e-mail: aksa@akspowergen.com		U.S.A. 371 Exchange Street West Monroe, LA 71292 T: +1 318 855 83 77 F: +1 318 855 83 81 e-mail: sales@aksausa.com
---	---	---	--	---	--

Aksa Service & Rental

	TURKEY Murat Bey Beldesi, Güney girişi Cad. No:8 34540 Çatalca / ISTANBUL T : +90 212 887 12 12 F : +90 212 887 15 25 e-mail: aksakiralama@aksakiralama.com.tr		U.A.E. Power Generation FZE Po Box:18167 Jebel Ali Free Zone Warehouse No.RA08 / LC07 - Dubai / UAE T : + 971 4 880 91 40 F : + 971 4 880 91 41 e-mail: sales@aksa.ae
---	---	---	--



AKSA POWER GENERATION INTRO



